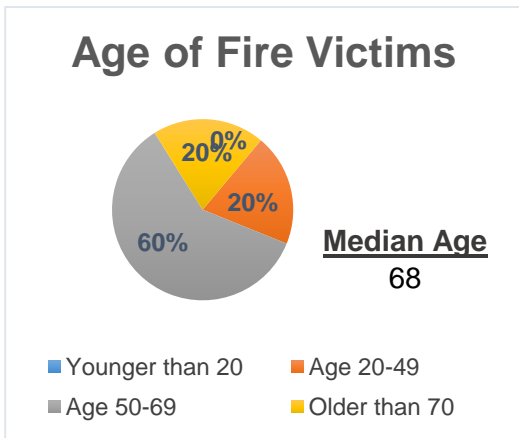
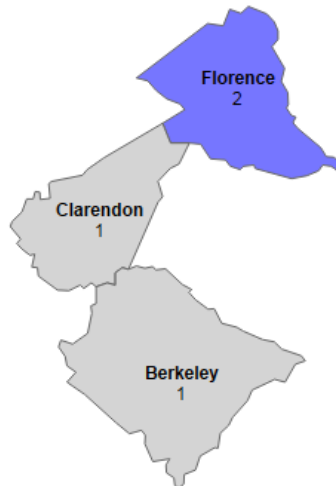
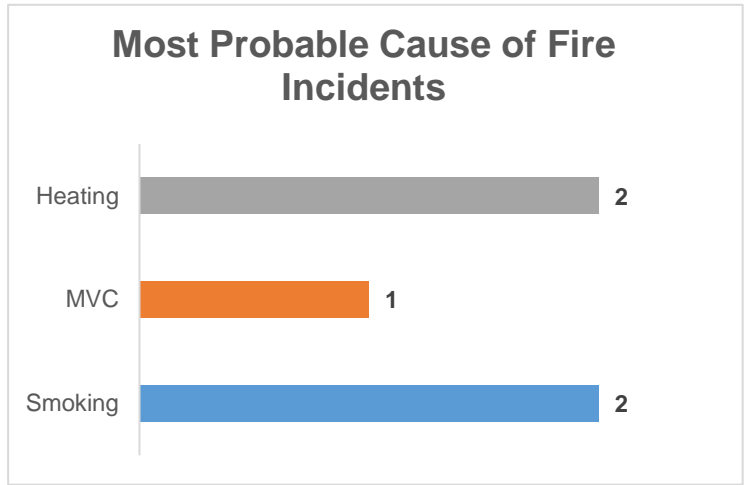
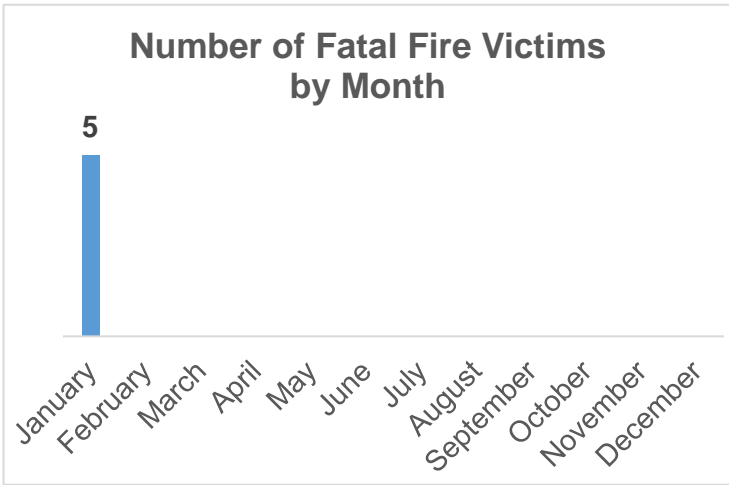


## 2019 South Carolina Fire Fatalities (as of January 9, 2019)

Number of Fire Fatalities	Number of Fatal Fires
5	5

Percent of Victims who are Male	Percent of Fires occurring in Homes	Percent of Incidents with Multiple Fatalities
60%	80%	0%



## January 2019

Date	County	Occupancy	Gender	Age	Race	Most Probable Cause
1/3	Clarendon	Vehicle	Male	24	White	MVC
1/5	Florence	Mobile Home	Male	69	White	Smoking
1/5	Berkeley	Single Family Dwelling	Female	82	Black	Heating
1/6	Florence	Single Family Dwelling	Female	51	White	Smoking
1/7	Spartanburg	Single Family Dwelling	Male	68	White	Smoking