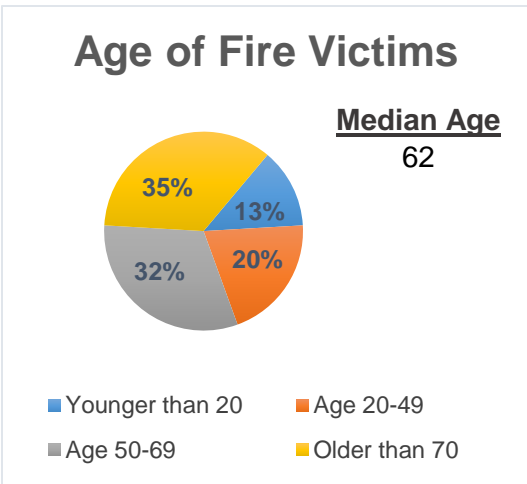
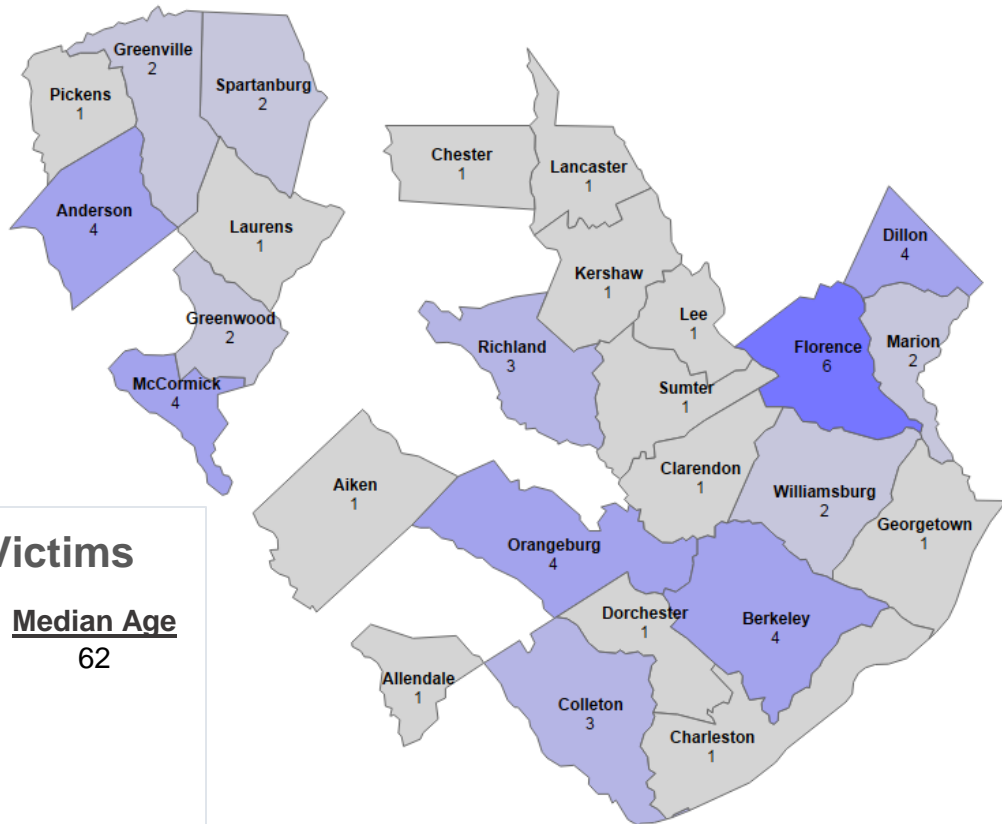
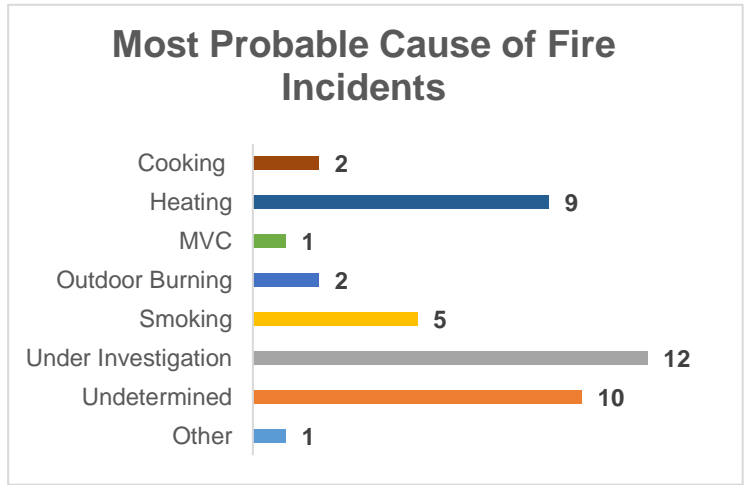
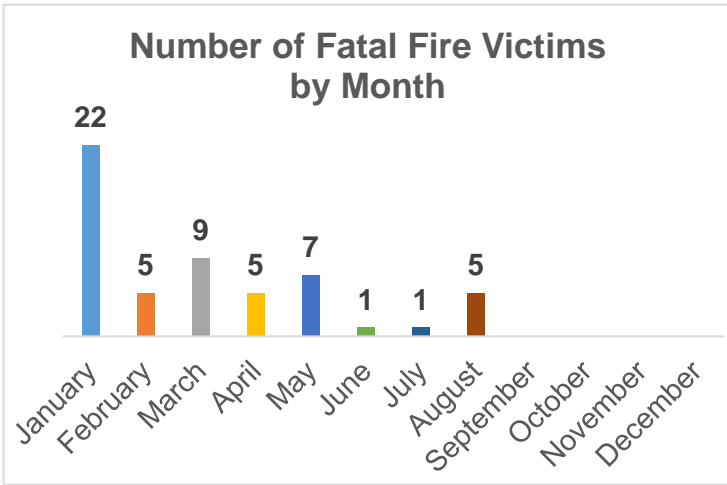


## 2018 South Carolina Fire Fatalities (as of August 19, 2018)

<b>Number of Fire Fatalities</b>	<b>Number of Fatal Fires</b>
55	45

<b>Percent of Victims who are Male</b>	<b>Percent of Fires occurring in Homes</b>	<b>Percent of Incidents with Multiple Fatalities</b>
60%	84%	7%



## January 2018

### 5 Multiple Fatality Incidents

Date	County	Occupancy	Gender	Age	Race	Most Probable Cause
1/3	Anderson	Single Family Dwelling	Male	62	White	Smoking
1/4	Williamsburg	Mobile Home	Male	51	White	Heating
1/5	Lee	Single Family Dwelling	Female	84	Black	Heating
1/6	Richland	Multi-Family Dwelling	Male	70	White	Undetermined
1/7	Berkeley	Mobile Home	Female	79	Black	Heating
			Male	69	Black	
1/8	McCormick	Mobile Home	Male	25	White	Heating
			Male	4	White	
			Female	3	White	
			Female	1	White	
1/9	Lancaster	Open Area	Male	79	White	Outdoor Burning
1/10	Clarendon	Mobile Home	Male	65	Black	Heating
1/12	Greenwood	Single Family Dwelling	Male	48	White	Smoking
1/14	Dillon	Mobile Home	Male	74	White	Undetermined
			Female	79	White	
1/16	Williamsburg	Single Family Dwelling	Male	86	Black	Heating
1/24	Marion	Single Family Dwelling	Male	67	Black	Under Investigation
			Male	53	Black	
1/25	Greenville	Open Area	Male	56	White	Outdoor Burning
1/26	Florence	Single Family Dwelling	Male	62	Black	Heating
			Female	52	Black	
1/29	Orangeburg	Single Family Dwelling	Male	63	Black	Undetermined

## February 2018

Date	County	Occupancy	Gender	Age	Race	Most Probable Cause
2/2	Colleton	Single Family Dwelling	Male	70	White	Undetermined
2/7	Laurens	Mobile Home	Female	59	Black	Undetermined
2/9	Florence	Mobile Home	Male	38	Black	Electrical
2/20	Anderson	Mobile Home	Female	45	White	Smoking
2/22	Anderson	Mobile Home	Female	65	White	Smoking

### March 2018

Date	County	Occupancy	Gender	Age	Race	Most Probable Cause
3/4	Florence	Single Family Dwelling	Male	50	Black	Candle
3/7	Florence	Multi-Family Dwelling	Female	36	White	Cooking
3/12	Colleton	Single Family Dwelling	Female	86	Black	Heating
3/13	Dillon	Single Family Dwelling	Female	78	Black	Undetermined
3/17	Richland	Vehicle	Male	16	Black	MVC
3/24	Aiken	Single Family Dwelling	Male	26	White	Undetermined
3/25	Chester	Storage Structure	Male	61	White	Electrical
3/31	Allendale	Single Family Dwelling	Male	5	Black	Heating
3/31	Kershaw	Single Family Dwelling	Female	72	White	Cooking

### April 2018

Date	County	Occupancy	Gender	Age	Race	Most Probable Cause
4/9	Anderson	Mobile Home	Female	36	White	Under Investigation
4/10	Spartanburg	Single Family Dwelling	Female	20	White	Under Investigation
4/14	Greenville	Single Family Dwelling	Female	86	White	Under Investigation
4/16	Richland	Single Family Dwelling	Male	86	White	Undetermined
4/22	Dorchester	Vehicle	Female	20	White	MVC

## May 2018

1 Multiple Fatality Incident

Date	County	Occupancy	Gender	Age	Race	Most Probable Cause
5/2	Dillon	Single Family Dwelling	Male	69	White	Under Investigation
5/5	Charleston	Single Family Dwelling	Male	75	Black	Under Investigation
5/7	Orangeburg	Vehicle	Female Male Female	24 4 2	White White White	MVC
5/10	Greenwood	Single Family Dwelling	Female	76	White	Undetermined
5/12	Colleton	Single Family Dwelling	Male	65	Male	Under Investigation

## June 2018

Date	County	Occupancy	Gender	Age	Race	Most Probable Cause
6/4	Florence	Single Family Dwelling	Male	74	White	Under Investigation

## July 2018

Date	County	Occupancy	Gender	Age	Race	Most Probable Cause
7/25	Sumter	Multi-Family Dwelling	Male	27	Hispanic	Undetermined

## August 2018

1 Multiple Fatality Incident

Date	County	Occupancy	Gender	Age	Race	Most Probable Cause
8/8	Berkeley	Single Family Dwelling	Male	80	White	Smoking
			Female	72	White	
8/8	Aiken	Single Family Dwelling	Female	101	Black	Weather
8/9	Pickens	Mobile Home	Male	66	White	Under Investigation
8/14	Georgetown	Single Family Dwelling	Male	61	White	Under Investigation