



2015 SOUTH CAROLINA FIRE FATALITIES

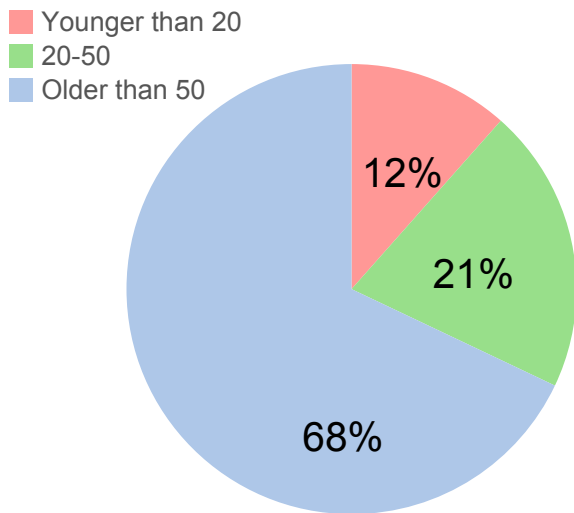
SCFIRS Team
Community Risk Reduction
803-896-1250
SCFIRS@llr.sc.gov

2015 South Carolina Fire Fatalities

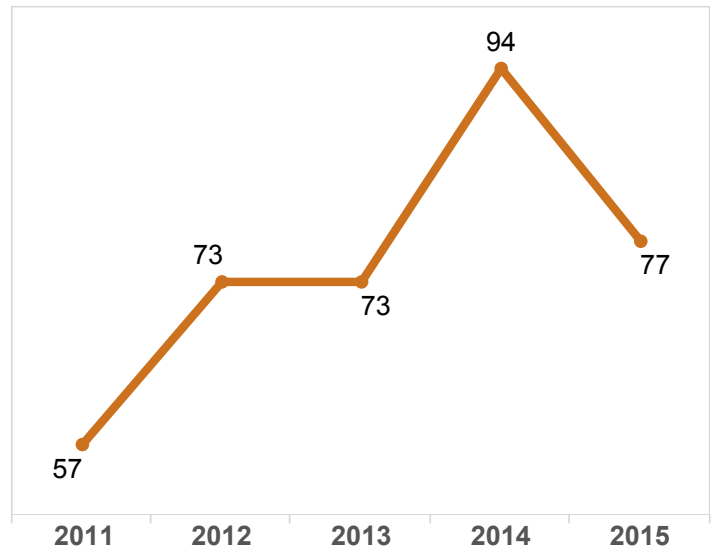
Year to date (March 16, 2016)

Number of Fatalities	78
Number of Fatal Incidents	67
Number of Multiple Fatalities	10 incidents
Number of Residential Fire Deaths	63
Median Age	60 years old
Percent Older than 50 Years of Age	68%
Percent Male	60%

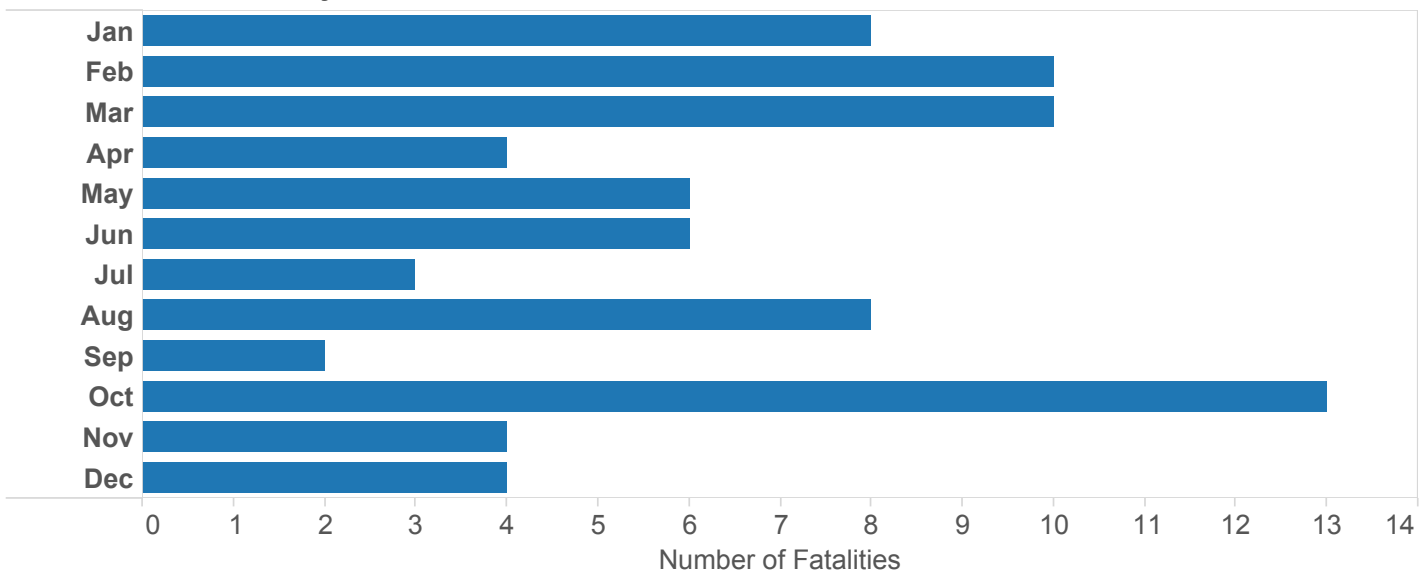
Ages of Victims



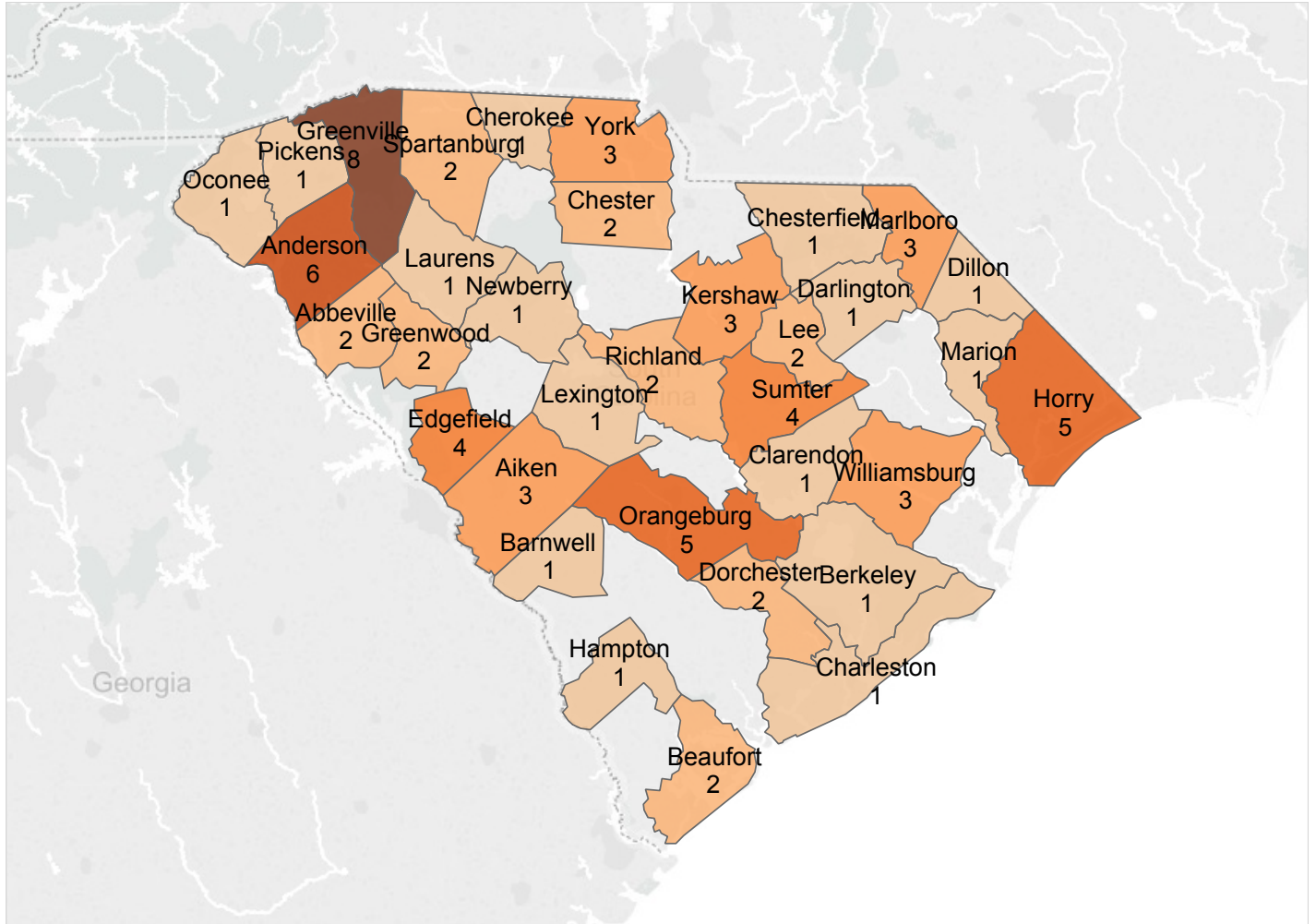
Five Year Comparison



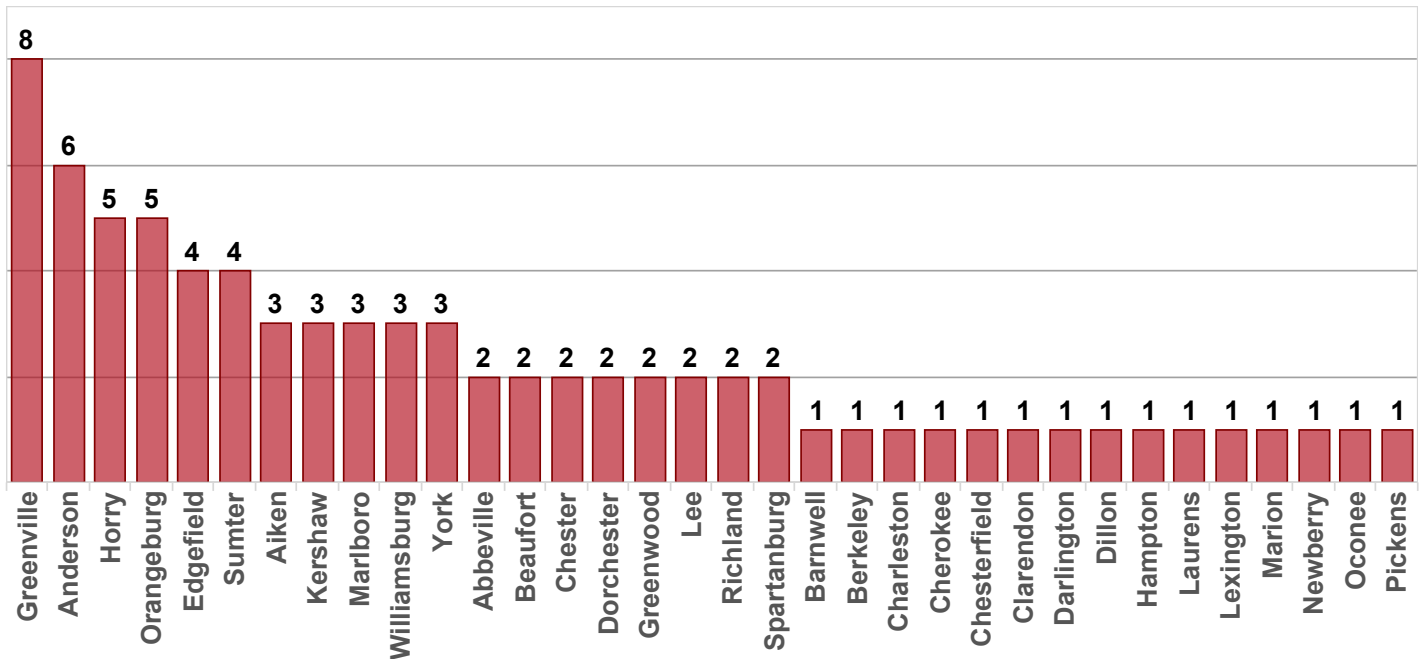
Fire Fatalities by Month



2015 South Carolina Fire Fatalities



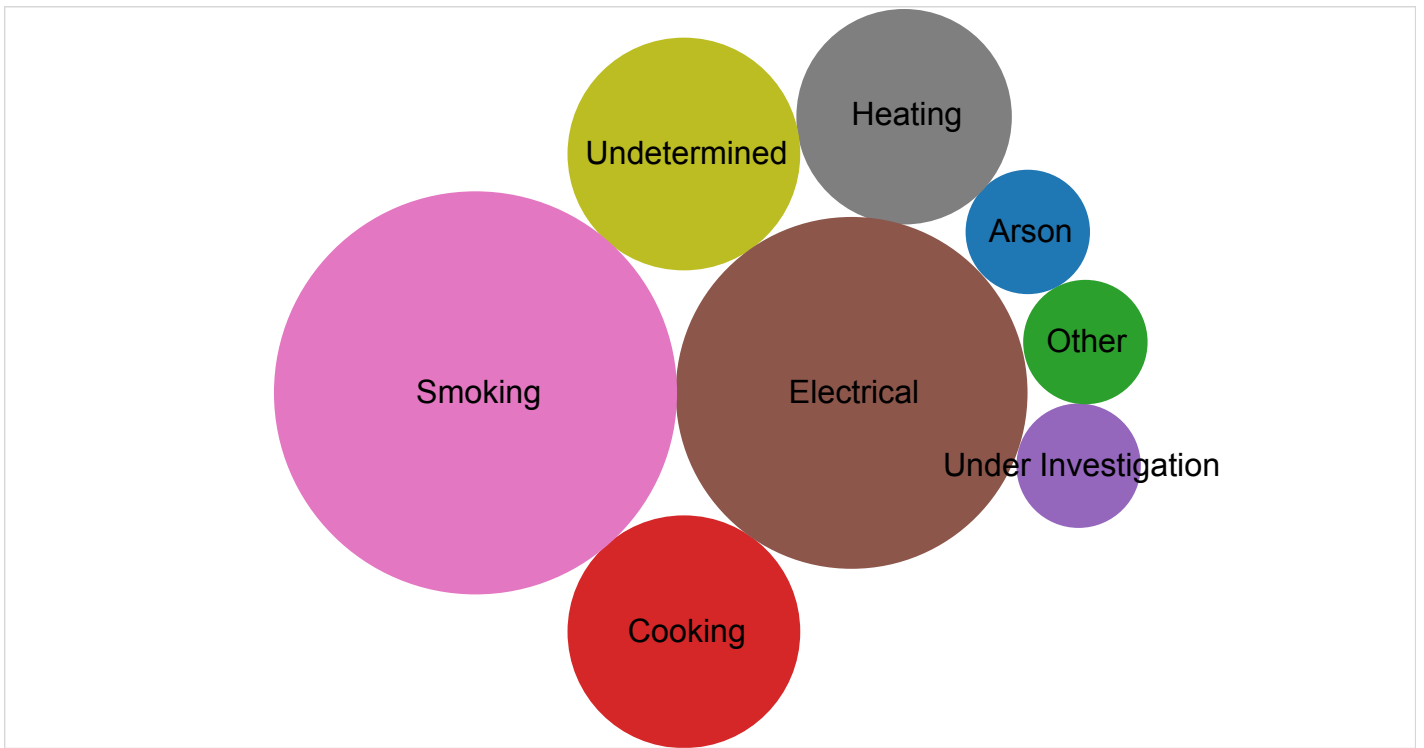
Fire Fatalities by County



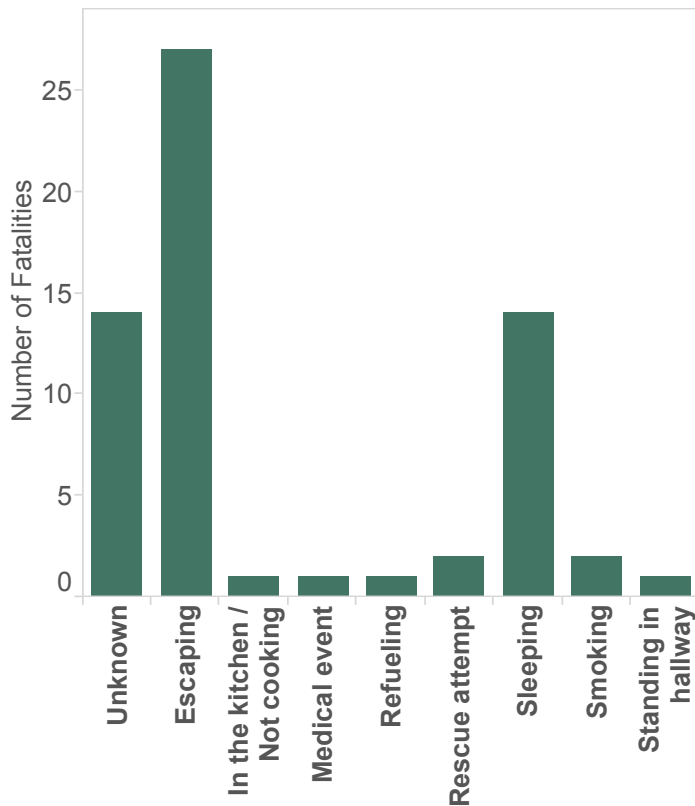
2015 South Carolina Fire Fatalities

Residential Fire Fatalities

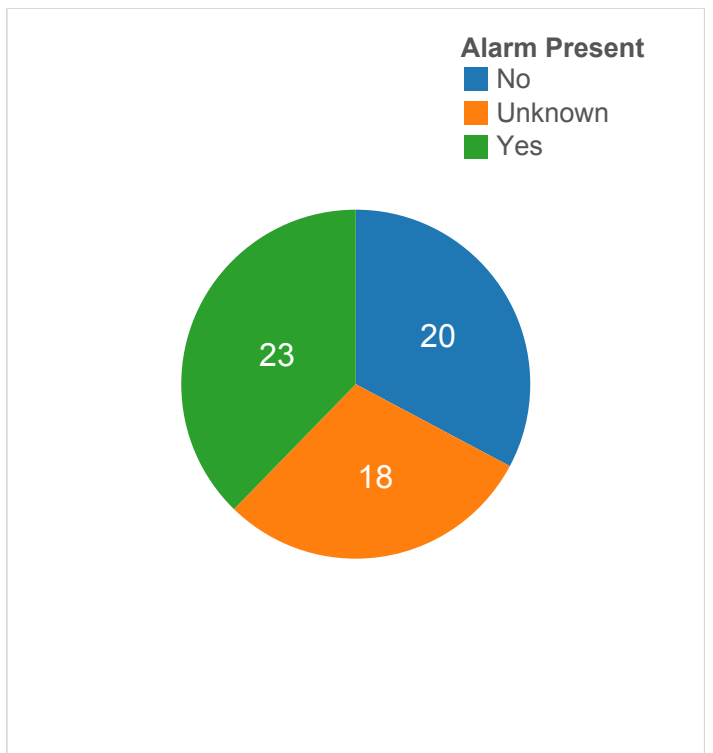
Most Probable Cause of Fires



Activity at Time of Injury



Number of Fatalities in homes with Smoke Alarms present



2015 South Carolina Final Fire Fatalities

January

Date of Incident	County	Most Probable Cause of Fire	Occupancy	Gender	Age
1/1/15 at 10 PM	Horry	Cooking	Apartment	Male	89
1/9/15 at 2 AM	Laurens	MVC	Vehicle	Male	53
1/11/15 at 2 PM	Sumter	Heating	Single Family Dwelling	Female	95
1/14/15 at 10 AM	Dillon	Smoking	Single Family Dwelling	Female	83
1/16/15 at 10 AM	Orangeburg	Electrical	Single Family Dwelling	Female	91
1/22/15 at 3 AM	Hampton	Smoking	Single Family Dwelling	Male	67
1/22/15 at 12 PM	Edgefield	Smoking	Mobile Home	Female	53
1/26/15 at 7 AM	Williamsburg	Undetermined	Mobile Home	Male	58

February

Date of Incident	County	Most Probable Cause of Fire	Occupancy	Gender	Age
2/8/15 at 2 AM	Chester	Electrical	Single Family Dwelling	Female	61
				Male	51
2/10/15 at 11 AM	Oconee	Smoking	Mobile Home	Male	79
2/11/15 at 11 PM	Greenville	Arson	Single Family Dwelling	Male	52
2/12/15 at 10 PM	Dorchester	Smoking	Single Family Dwelling	Female	80
				Male	70
2/15/15 at 5 AM	Cherokee	Smoking	Single Family Dwelling	Female	69
2/18/15 at 6 PM	Horry	Heating	Single Family Dwelling	Male	73
2/25/15 at 3 AM	Pickens	Undetermined	Single Family Dwelling	Male	51
2/27/15 at 7 PM	Greenville	Heating	Single Family Dwelling	Male	75

March

Date of Incident	County	Most Probable Cause of Fire	Occupancy	Gender	Age
3/2/15 at 1 AM	Williamsburg	Undetermined	Single Family Dwelling	Female	32
				Male	1
3/3/15 at 3 PM	Orangeburg	Smoking	Single Family Dwelling	Female	86
				Male	60
3/6/15 at 8 AM	York	Arson	Mobile Home	Male	1
3/11/15 at 4 AM	Edgefield	Electrical	Mobile Home	Female	*
				Male	1
3/11/15 at 6 AM	Greenville	Smoking	Mobile Home	Male	46
3/31/15 at 6 AM	Anderson	Smoking	Single Family Dwelling	Male	89

2015 South Carolina Final Fire Fatalities

April

Date of Incident	County	Most Probable Cause of Fire	Occupancy	Gender	Age
4/10/15 at 4 AM	Aiken	MVC	Vehicle	Male	26
4/11/15 at 9 PM	Horry	Other	Mobile Home	Male	44
4/20/15 at 8 PM	Greenwood	Electrical	Single Family Dwelling	Male	59
4/28/15 at 5 PM	Lee	MVC	Vehicle	Male	26

May

Date of Incident	County	Most Probable Cause of Fire	Occupancy	Gender	Age
5/8/15 at 10 PM	Sumter	Cooking	Single Family Dwelling	Male	59
5/10/15 at 3 AM	Anderson	Other	Vehicle	Male	39
5/11/15 at 2 PM	York	Smoking	Single Family Dwelling	Female	62
5/13/15 at 9 PM	Beaufort	Undetermined	Mobile Home	Female	30
5/18/15 at 9 AM	Anderson	Other	Open Area	Male	49
5/25/15 at 2 PM	Orangeburg	Cooking	Open Area	Male	87

June

Date of Incident	County	Most Probable Cause of Fire	Occupancy	Gender	Age
6/2/15 at 5 PM	Kershaw	Outdoor Burning	Open Area	Female	73
6/11/15 at 3 AM	Aiken	Electrical	Single Family Dwelling	Female	64
6/12/15 at 11 PM	Darlington	Undetermined	Single Family Dwelling	Male	78
6/20/15 at 12 AM	Marlboro	Electrical	Single Family Dwelling	Male	39
6/22/15 at 11 PM	Abbeville	Cooking	Mobile Home	Male	*

July

Date of Incident	County	Most Probable Cause of Fire	Occupancy	Gender	Age
7/12/15 at 2 AM	Orangeburg	Cooking	Single Family Dwelling	Male	36
7/12/15 at 9 AM	Aiken	Other	Vehicle	Female	68
7/29/15 at 1 AM	Lee	Electrical	Single Family Dwelling	Male	59

2015 South Carolina Final Fire Fatalities

August

Date of Incident	County	Most Probable Cause of Fire	Occupancy	Gender	Age
8/1/15 at 12 AM	Kershaw	Smoking	Single Family Dwelling	Female	49
8/3/15 at 7 AM	Horry	Undetermined	Single Family Dwelling	Female	95
8/3/15 at 4 PM	Spartanburg	MVC	Vehicle	Male	77
8/12/15 at 1 AM	Greenville	Electrical	Mobile Home	Female	66
8/15/15 at 12 AM	Spartanburg	Arson	Open Area	Female	28
8/25/15 at 2 AM	Charleston	Under Investigat..	Single Family Dwelling	Female	72
8/30/15 at 9 AM	Greenville	MVC	Business/Church	Male	*

September

Date of Incident	County	Most Probable Cause of Fire	Occupancy	Gender	Age
9/5/15 at 1 AM	Marion	Cooking	Single Family Dwelling	Male	43
9/9/15 at 10 AM	Chesterfield	Under Investigat..	Mobile Home	Female	64

October

Date of Incident	County	Most Probable Cause of Fire	Occupancy	Gender	Age
10/2/15 at 7 AM	Clarendon	Smoking	Single Family Dwelling	Male	60
10/2/15 at 11 AM	Horry	Cooking	Mobile Home	Male	51
10/2/15 at 10 PM	Anderson	Smoking	Single Family Dwelling	Male	51
10/8/15 at 1 AM	Barnwell	Other	Mobile Home	Female	81
10/8/15 at 10 AM	Berkeley	Smoking	Single Family Dwelling	Female	73
10/9/15 at 10 AM	Richland	Heating	Single Family Dwelling	Male	73
10/11/15 at 11 AM	Kershaw	MVC	Vehicle	Male	21
10/20/15 at 5 PM	Lexington	MVC	Vehicle	Male	16
10/22/15 at 12 AM	Anderson	Smoking	Single Family Dwelling	Female	68
	York	Smoking	Apartment	Male	62
10/24/15 at 12 AM	Marlboro	Smoking	Single Family Dwelling	Female	64
				Male	72
10/29/15 at 12 AM	Newberry	Smoking	Apartment	Female	68

November

Date of Incident	County	Most Probable Cause of Fire	Occupancy	Gender	Age
11/23/15 at 11 PM	Sumter	Electrical	Single Family Dwelling	Female	*
11/27/15 at 3 AM	Beaufort	Heating	Single Family Dwelling	Female	85
11/30/15 at 9 AM	Anderson	Other	Vehicle	Male	55

2015 South Carolina Final Fire Fatalities

December

Date of Incident	County	Most Probable Cause of Fire	Occupancy	Gender	Age
12/8/15 at 10 PM	Greenville	Electrical	Single Family Dwelling	Female	63
				Male	69
12/18/15 at 10 PM	Greenwood	Electrical	Single Family Dwelling	Male	75
12/18/15 at 10 PM	Richland	Heating	Single Family Dwelling	Male	60